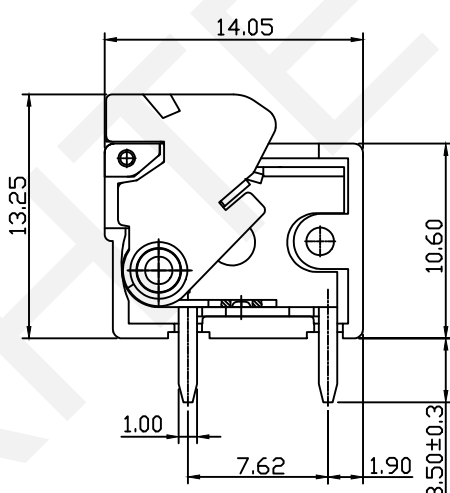
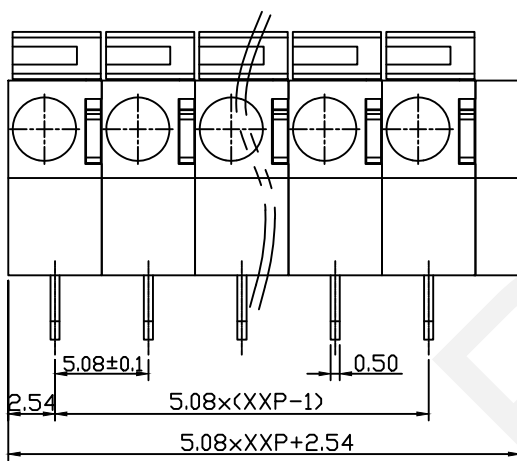


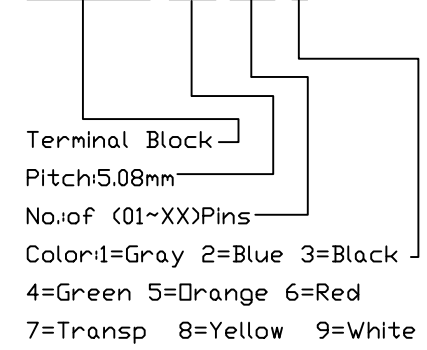
Recommended PCB Layout



Material and other:  
Housing:PA66,UL94V-0  
Pin Header:Brass, Tin Plated  
Wire Guard:Stainless steel  
Contact Resistance:20mΩ Max  
Insulation Resistance:500MΩ/DC500V  
Stripping Length:10mm  
Temp.Range:-40°C+105°C  
MAX Soldering:250°C±5°C for 5 Sec

Order Information

RHTBY42R-5.08-XXP-X



Electrical Characteristics	UL	IEC
Rated Voltage	300V	250V
Rated Current	10A	15A
Withstand Voltage	AC2000V/1min	---
Wire Range	26~16 AWG	1.0mm <sup>2</sup>

RHTECP® NINGBO RHT ELECTRONIC CO.,LTD

UNITS:mm	SHEET SIZE: A4	SCALE:---	DRWN BY PAN
0~3	3~18	18~50	50~120
±0.12	±0.15	±0.3	±0.5
CHK'D BY FENG	APPR BY ZHAN		

5.08 Spring Terminal Blocks	
THIRD ANGLE PROJECTION	RHTBY42R-5.08-XXP-X