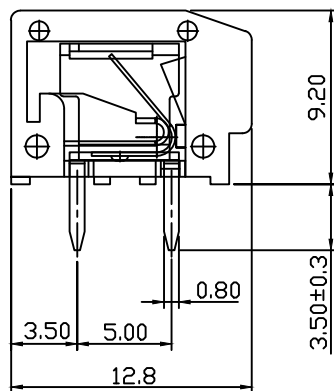
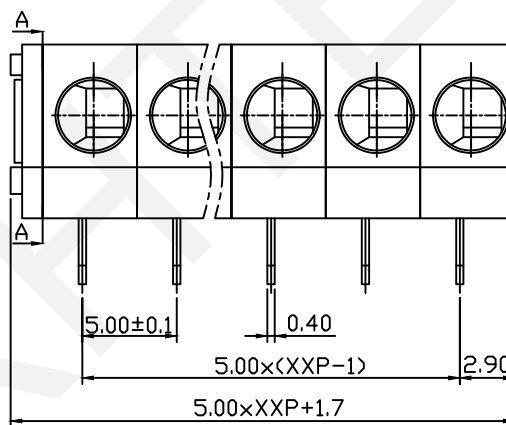
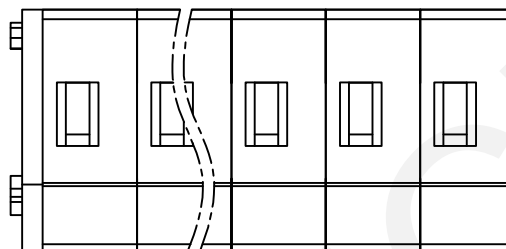


Recommended PCB Layout



SECTION A-A



#### Material

Housing: PA66, UL94V-0  
Pin header: Copper Alloy, Sn plated  
Wire Guard: Stainless steel  
Contact Resistance: 20 mΩ  
Insulation resistance: 500MΩ/DC500V  
Stripping Length: 9-10mm  
Temp. Range: -40°C~+105°C  
Max Soldering: 250°C for 5 Sec

#### Order Information

RHTBY35W-5.00-XXP-X

Terminal Block

Pitch: 5.00mm

No. of (1~30) Pins

Color: 1=Gray 2=Blue

3=Black 4=Green 5=Orange

6=Red 7=Transp 8=Yellow 9=White

Electrical Characteristics	UL	IEC
Rated Voltage	300V	320V
Rated Current	10A	17.5A
Withstand Voltage	AC2000V/1min	---
Wire Range	22~16 AWG	1.5mm <sup>2</sup>

**RHTECP** NINGBO RHT ELECTRONIC CO.,LTD

UNITS:mm

SHEET SIZE: A4

SCALE:---

DRWN BY PAN

5.00 Spring Terminal Blocks

0~3

3~18

18~50

50~120

CHK'D BY FENG

THIRD ANGLE PROJECTION

RHTBY35W-5.00-XXP-X

±0.12

±0.15

±0.3

±0.5

APPR BY ZHAN



1

2

3

4

5

6

7

8

9