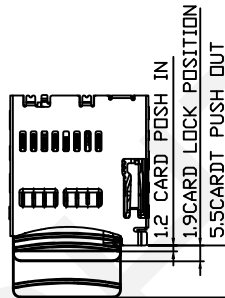
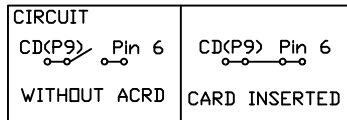
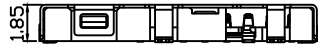


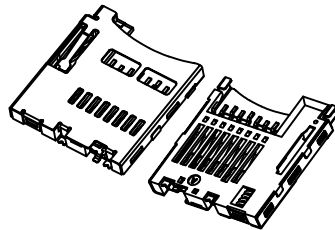
RECOMMENDED PCB LAYOUT  
GENERAL TOLERANCE±0.05



PIN No.	MICRO SD	
Pin 1	DAT2	1P
Pin 2	CD/DAT3	2P
Pin 3	CMD	3P
Pin 4	VDD	4P
Pin 5	CLK	5P
Pin 6	VSS	6P
Pin 7	DAT0	7P
Pin 8	DAT1	8P
Pin 9	CARD EDTECT	

Electrical:

- Contact Current Rating: 0.5A Max.
- Contact Resistance: 100mΩ Max.
- Insulation Resistance: 250V DC Or 300V AC For No Less Than 1Minute
- Mating durability: 10000 Cycles Min.
- Insertion Force: 2.0kgf max.
- Extraction Force: 0.5kgf Min.
- Operating Temperature Range: -25°C TO +85°C



NINGBO RHT ELECTRONIC CO.,LTD

UNITS:mm	SHEET SIZE: A4	SCALE:---	DRWN BY PAN
0~3	3~18	18~50	50~120
±0.12	±0.15	±0.3	±0.5
			CHK'D BY FENG
			APPR BY ZHAN

Micro SD Card CONN,PUSH/ PUSH,H1.68mm,SMD With CD Pin	
THIRD ANGLE PROJECTION 	RHTAYD107